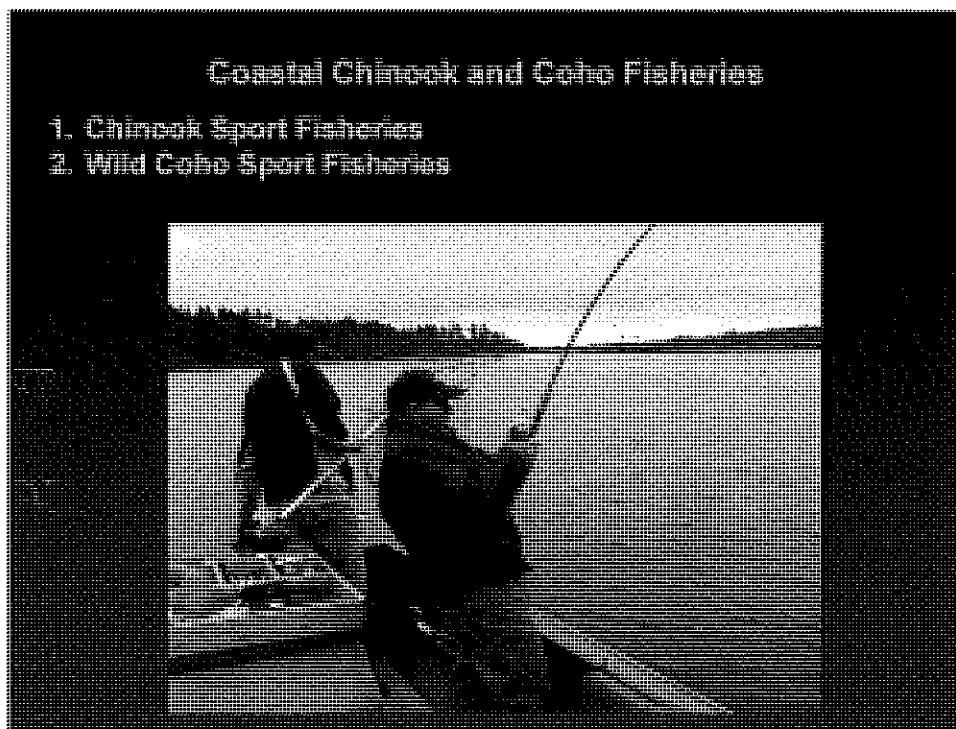

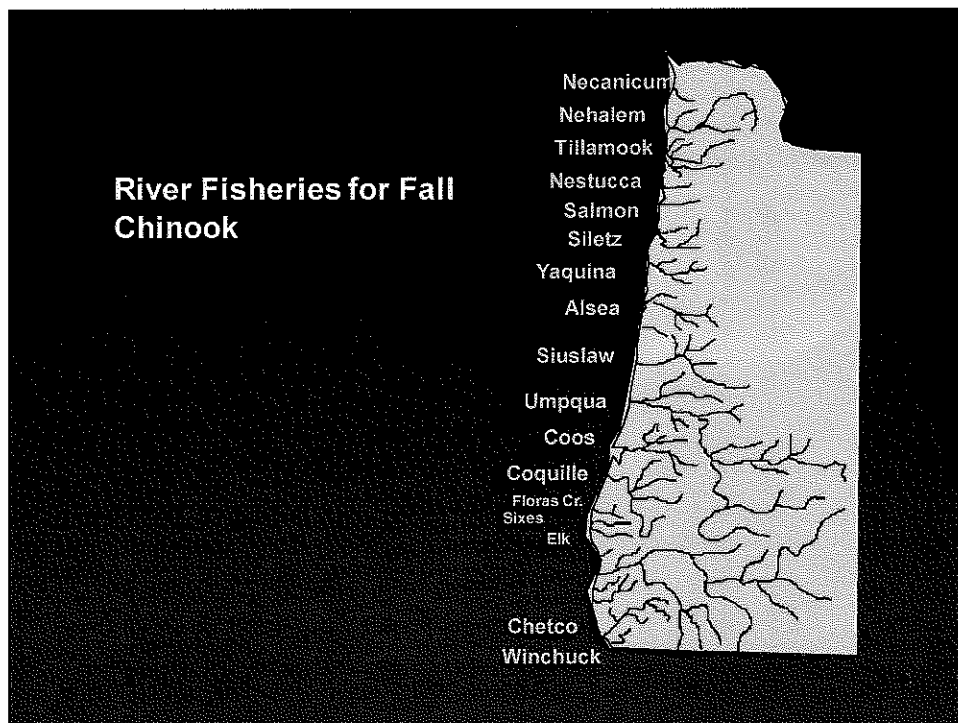


7/31/2014





Management Considerations for Fall Chinook Regulations

- Continued rebuilding of coast-wide Chinook abundances.
- Regulations need to be as simple and consistent as possible.
- Coastal multispecies conservation and management plan.

North Coast (PST Indicator Stocks)			
Basin	PST Goal	2013 Return	2014 Forecast
Nehalem	6,989	16,953	15,998
Siletz	2,944	7,364	7,584
Siuslaw	12,925	23,411	24,838

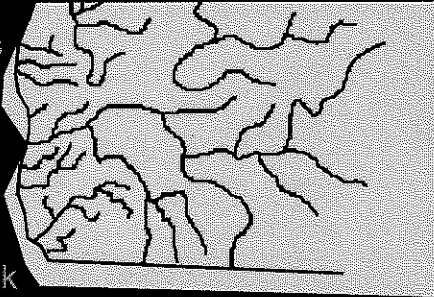
North Coast			
Basin	1990-2013	2013 Return	2014 Forecast
Tillamook	11,539	12,936	14,636
Nestucca	6,438	11,121	12,797
Yaquina	5,608	4,958	6,838
Alsea	20,544	24,157	26,337

Mid-Coast			
Basin	1990-2013	2013 Return	2014 Forecast
S. Umpqua	5,340	10,704	9,107
Coos	7,207	7,395	9,558
Coquille	9,468	5,836	9,133
Floras Cr.	673	390	438
Sixes	1,877	1,096	1,387
Elk	6,373	8,608	4,847**

Southern Coast				
Basin	Goal	2004-2013	2013 Return	2014 Forecast
Rogue Agg.	54,400	61,970	81,647	89,125
Chetco	3,800	3,309	2,991	3,164
Winchuck	1,000	849	347	302

2014 Sport Bag Limits

Two non fin-clipped Chinook/day 10/ year	Nehalem Tillamook Nestucca Salmon Siletz
Permanent rules (Generally two non fin-clipped Chinook/day 20/year)	Yaquina Alsea Siuslaw Umpqua Coos Coquille
(next slide)	Sixes Elk Rogue Chetco Winchuck

Floras Cr.	
Sixes R. Elk R.	2 Chinook daily / 20 seasonal in aggregate, no more than 1 per day and 10 per season may be non fin-clipped (as 2013).
Chetco R.	2 Chinook daily/20 seasonal, but no more than 1 per day and 5 per season may be non fin-clipped.
Winchuck R.	ANTI-SNAGGING BOBBER RULE (similar to Trask R. and Salmon R. rules in 2014 Oregon Sport Fishing Regulations)
CLOSED AUGUST 1 – DECEMBER 31	


2014 Closure Areas

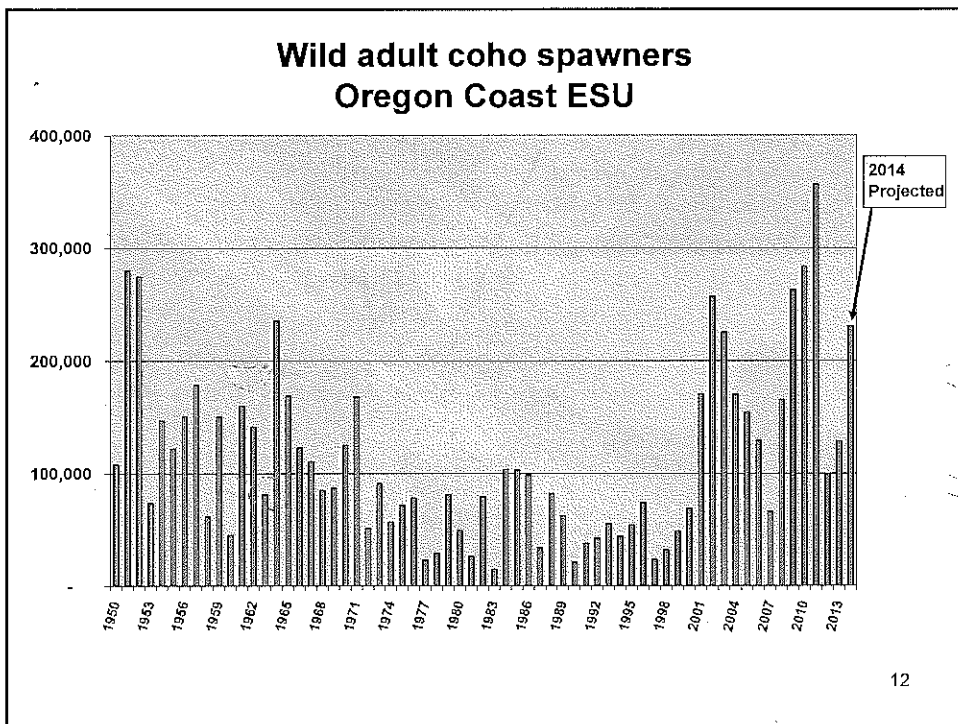
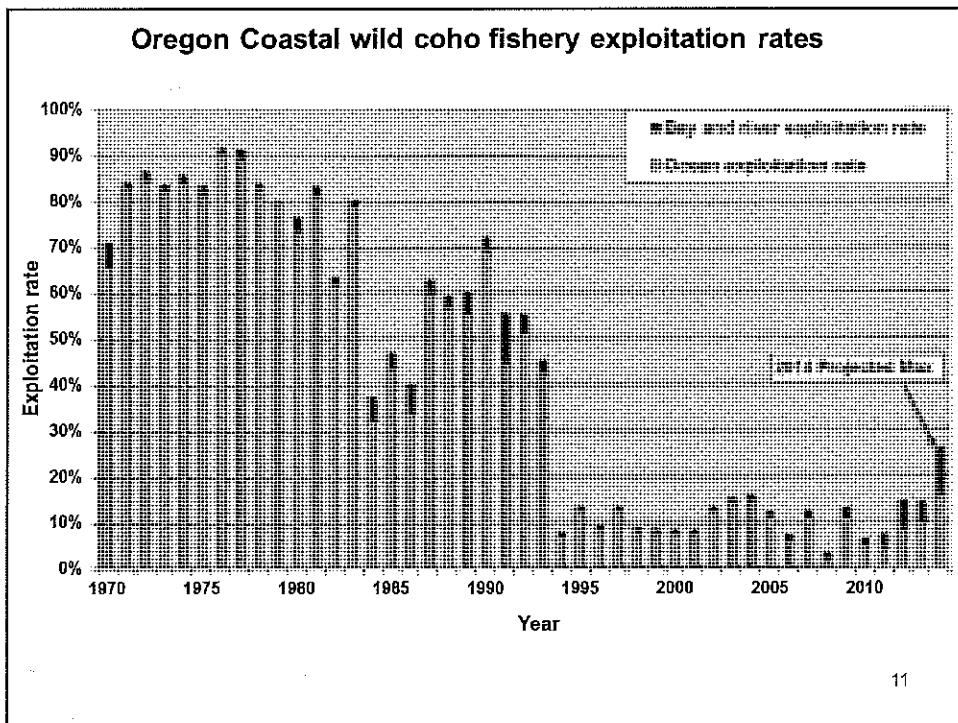
•Siletz River proposal extends available upstream fishing compared to 2013, consistent with CMP.

*"Open to Chinook in the mainstem upstream to an ODFW marker located approximately 1,200 ft. upstream from Ojalla Bridge Aug. 1 – Oct. 6 **and upstream to the Ilahee Boat Ramp Oct. 7 – Dec. 31.** Otherwise closed to Chinook Aug. 1 – Dec. 31.*

Tributaries and Drift Creek upstream of the confluence with Quarry Creek at RM 8 closed for Chinook salmon from Aug 1 – Dec. 31"

2014 Wild Coho Salmon Bay, River, and Lake Fisheries





ESA-Listed Fish require NOAA Approval for Directed Harvest....



Fisheries Management & Evaluation Plan (FMEP)

- Siltcoos & Tahkenitch Lakes (2003)
- "Coastal Rivers" FMEP (2009)

PFMC Amendment 13 Harvest Matrix

Parent Spawner Status ^{af}	Predicted Adult Survival			
	<2%	2-4.5%	4.5-8%	>8%
High Parent Spawners > 75% of full seeding	E ≤ 8%	J ≤ 15%	O ≤ 30%	T ≤ 45%
Medium Parent Spawners > 50% & ≤ 75% of full seeding	D ≤ 8%	I ≤ 15%	N ≤ 20%	S ≤ 38%
Low Parent Spawners > 19% & ≤ 50% of full seeding	C ≤ 8%	H ≤ 15%	M ≤ 15%	R ≤ 25%
Very Low Parent Spawners > 4 fish per mile & ≤ 19% of full seeding	B ≤ 8%	G ≤ 11%	L ≤ 11%	Q ≤ 11%
Critical^{af} Parent Spawners ≤ 4 fish per mile	A 0 - 8%	F 0 - 8%	K 0 - 8%	P 0 - 8%

**PFMC Amendment 13 Harvest Matrix—
30% Allowable Impact in 2014 (as 2013)**

Expected Ocean Fisheries	13.9%
Maximum Add'n Ocean (rollover)	2.5%
Expected Inriver Fisheries	5.5%
Maximum Add'n Inriver (buffer)	3.4%
Maximum Total Impact (sum)	25.3%
Effective "Buffer" (30%-sum)	4.7%

Basin	Expected Catch	Season dates	Adult limits: day/season	Expected ER
Nehalem	500	Sept. 15-Nov. 30	1/1	6 %
Tillamook	500	Sept. 15-Nov. 30 Open Fri. & Sat.	1/1	6 %
Nestucca	300	Sept. 15-Nov. 30 Open Sun. & Mon.	1/1	7 %
Siletz	600	Sept. 15-Nov. 30	1/2	~4 %
Yaquina	550	Sept. 15-Nov. 30	1/2	~5 %
Beaver	150*	Nov. 1 – 30	1/2	8 %
Alsea	1,900	Sept. 15-Nov. 30	1/2	~10 %
Siuslaw	2,100	Sept. 15-Nov. 30	1/2	~9 %
Umpqua	2,000*	Sept. 15-Nov. 30	1/2	4.5 %
Coos	1,100	Sept. 15-Nov. 30	1/2	~8 %
Coquille	1,900	Sept. 15-Nov. 30	1/2	~6 %
Floras	200*	Nov. 1 – 30	1/2	4 %

*Basins with quota/creel

Long-Term Strategy for Wild Coho Fishery Management

Conservative fisheries within:

- PFMC A-13,
- ESA Recovery, and
- Escapement/seeding;
- **Fixed regulations without annual quotas:**
 - Similar to fisheries on Siltcoos and Tahkenitch
 - Examples: “1 and 5” or “1 and 2” bag limits,
 - Season lengths, open areas, days per week, and bag limits control harvest;

Regulatory Process:

1. **PFMC process for ocean/overall harvest**
 - ☑ Completed, with Amendment 13 impact allowance available
 2. **NOAA action on Proposed Fisheries**
 - ☑ 2013 Report & 2014 Proposal submitted June 30
- ↓
3. **Oregon F&W Commission action**
 - August 1 meeting in Salem (Today)

**Issue 1 — Sport Bay & River
Chinook Fisheries**

- **Staff Recommendation: Option 1 on
all proposed fisheries**

**Issue 2 — Sport Inland Wild
Coho Fisheries**

- **Staff Recommendation: Option 1 on
thirteen proposed fisheries**

